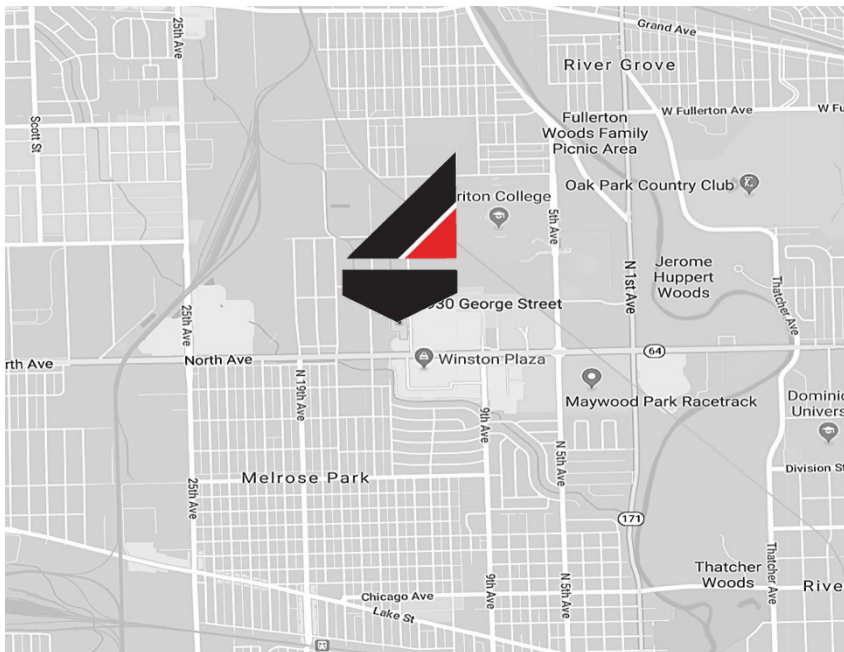


1930 S. GEORGE ST. MELROSE PARK, IL



10,171 SF AVAILABLE SHOWROOM/FLEX SPACE



UNIT SIZE	10,171 sf
CONSTRUCTION	Masonry
HEAVY POWER	Available
SPRINKLERED	Yes
CEILING HEIGHT	21' [Clear
OFFICE	1,500 sf
ZONING	Industrial
LOADING	1 Shared Dock

MURRAY KARBIN Managing Broker 847-630-3906 mkarbin@summitcommercialre.com	SARA KARBIN-LEONARD Broker 224-595-8847 sarak@summitcommercialre.com
---	--




1930 S. GEORGE ST.

MELROSE PARK, IL



HIGHLIGHTS

- 1,500 sf Office/Showroom
- 8,671 sf Warehouse
- Low Utility Costs
- Minutes from I-290/ I-355
- Available Immediately
- Lease Rate: \$6.00/sf mg
 - Tax Stops: \$2.00/sf
 - Cam: \$0.30/sf
 - Insurance: \$0.10/sf



MURRAY KARBIN
Managing Broker
847-630-3906
mkarbin@summitcommercialre.com

SARA KARBIN-LEONARD
Broker
224-595-8847
sarak@summitcommercialre.com